


**PRODUCT CATALOG**




**DOCUMENTS**



# CONTENT

<b>OUR STORY</b>	<b>4 – 5</b>
<b>QUICKFINDER</b>	<b>6 – 7</b>
<b>BOOK PROTECTION</b>	<b>8 – 17</b>
Book protection films with reduced initial adhesion	9 – 11
Book protection films with high initial adhesion	12 – 15
Book protecting and strengthening films	15
Book-Laminating-Station BLS-Classic	17
Book-Laminating-Station BLS-Professional	17
Tape dispenser TA 3 for narrow rolls	17
<b>BOOK REPAIR</b>	<b>18 – 23</b>
Self-adhesive repair tapes	19 – 20
Repair paper with heat activated adhesive	21
Hot-sealing machine for filmoplast® R	23
<b>ACCESSORIES</b>	<b>24 – 26</b>
<b>GUDY® – DOUBLE-SIDED ADHESIVE FILMS</b>	<b>27 – 30</b>
<b>PROCESSING INSTRUCTIONS BOOK PROTECTION &amp; REPAIR</b>	<b>31 – 41</b>
Processing Equipment	32 – 33
Protecting books with Neschen book protection films	34
Processing instructions BLS-Professional	35 – 36
Processing instructions BLS-Classic	37
Processing instructions tape dispenser TA 3	37
Strengthening paperback books	38
Protecting book signatures	38
Repairing tears	39
Repairing torn out book pages	39
Repairing book spines	39
Strengthening and repairing book joints	40
Attaching title pages	40
Strengthening book spines and book corner edges	41
Strengthening newspapers and magazines	41
<b>PROCESSING INSTRUCTIONS PICTURE FRAMING</b>	<b>42 – 45</b>
General instructions	43
Fixing rear mounts to passepartouts with filmoplast®	43
Dust-proof sealing	43
Fixing pictures on to rear mounts	44
Making T-Hinges with filmoplast®	44 – 45
<b>SALES AND DELIVERY CONDITIONS</b>	<b>46 – 47</b>

For more information see  
[www.neschen.com](http://www.neschen.com)



## OUR STORY

From purveyor to the court to international leading manufacturer – as the company that invented modern book protection film, Neschen can look back on 135 years of experience. Our innovative products for book protection and book repair are used around the world by many famous libraries, institutions and archives.

## ENVIRONMENTALLY FRIENDLY PRODUCTS

Environmental awareness is a distinguishing feature of Neschen, and this is a high priority for the company. All adhesives are free from acids and solvents. When selecting raw materials, we also take great care to ensure they contain no heavy metals such as cadmium, mercury, and lead or any other hazardous additives, thereby minimizing our impact on the environment.

## REACH

All our products are produced in accordance with the European REACH regulation (Registration, Evaluation, Authorization and Restriction of Chemicals). This regulation has been in place since 2007 with the goal of protecting human health and the environment. REACH is one of the worldwide strictest chemical regulations.

## QUALITY ASSURANCE

Quality assurance is continuous, from the supplier through the production process right up to delivery. Modern production systems, qualified specialists, laboratories and extreme cleanliness are the basis of our quality management. All quality assurance options are included right from the start in new product developments. Neschen has been DIN EN ISO 9001 certified since 1996.

## CUSTOMER PARTNERSHIP

The customers and their requirements are at the center of all our actions. We work closely with our customers in order to realize ideas and achieve aims together. We intend to increase the competitiveness and the success of our customers. A comprehensive range of processing instructions for our products supports this cooperation. Our employees will be happy to advise you personally. If you cannot find a product or size, please contact us and we can then provide you with an offer tailored to your requirements.

For more information see [www.neschen.com](http://www.neschen.com)

## BOOK CARE

The name filmolux® has been synonymous with high-quality book bindings for over 50 years now. In continuing with this tradition, we provide our customers both here and abroad with our experience as a competent and reliable partner with regards to book protection and care. As a market leader, we offer a versatile and mature product program, ranging from strengthening films, protection films, marking tapes or book pockets for public and private libraries to acid-free, ageresistant cold and hot adhesive tapes for archives. Books protected with filmolux® products have a longer life span, do not snag on shelves and the adhesives used do not yellow, harden or bleed out of edges. The print colors of the protective covers are particularly brilliant due to the glossy surfaces and are easy to clean. All our adhesives are acid-free and are produced using an aqueous dispersion without solvents. We strictly ensure that all raw materials are free of cadmium, mercury, lead, or other harmful additives, and that they are characterized by excellent ageing resistance.

**P.A.T. PASSED** Photographic Activity Test passed

**PTS** Certified age-resistance by the Paper Technology Foundation in Heidenau (PTS)

## BOOK REPAIR

Our self-adhesive paper tapes used for professional repair and conservation of paper fibers are state of the art and meet even the high requirements of museums and archives for adhesive applications. They are regularly tested by acknowledged and independent national and international institutes.

## ANTIBACTERIAL

Protection films protect books from damage. They are washable and resistant to a wide range of cleaning agents and solvents, and, in addition, many of Neschen book protection films have an antibacterial effect. We had this tested and proofed by an independent testing institute according to ISO 22196. After 24 hours, 99.9% of all bacteria on the protection film have been eliminated.



For the safety of readers and lenders, we recommend a hygiene concept. After cleaning, and an additional 24 – 48 h quarantine, a book with Neschen filmolux® book protection film can be returned to the rental shop without any risk.

**ANTI BAC**

# QUICKFINDER

BOOK PROTECTION FILMS	APPLICATION								ADHESIVE	CARRIER								
	Book covers (for almost every kind of cover)	Smooth surfaces (paperbacks, comics, brochures, folders, etc.)	Maps	Textiled or adhesive-resistant surfaces	Labels, barcodes, signatures (narrow rolls)	Suitable for processing with BLS Classic / Professional	Very easy application	Antibacterial effect acc. to ISO 22196		PVC-free	70 µm soft-PVC	80 µm soft-PVC	90 µm soft-PVC (phthalate-free)	80 µm PP-film	90 µm bio-based PE-film	Glossy finish	Semi-glossy finish	Matt finish
filmolux®		•				•	•	•	•	•					•			filmolux®
filmolux® 900		•				•	•	•	•	•		•			•			filmolux® 900
filmolux® soft		•					•	•	•	•						•		filmolux® soft
filmolux® soft organic		•			•		•	•	•	•				•	•			filmolux® soft organic
filmolux® soft PP		•					•	•	•	•			•			•		filmolux® soft PP
filmolux® libre organic		•			•		•	•	•	•				•	•			filmolux® libre organic
filmolux® 609	•				•	•	•	•	•	•				•				filmolux® 609
filmolux® 610				•	•	•	•	•	•	•				•				filmolux® 610
filmomatt®	•		•			•	•	•	•	•							•	filmomatt®
filmolux® libre	•				•	•	•	•	•	•								filmolux® libre
filmomatt® libre	•				•	•	•	•	•	•							•	filmomatt® libre

REACH conform and thus:

- APEO free
- BPA free
- Free of harmful substances



BOOK REPAIR TAPES	APPLICATION							TESTS		ADHESIVE					CARRIER							
	Attaching torn out pages	Repairing torn pages	Strengthening of joint between book cover and book block	Repair the book hinge	Repair the book spine	Embedding documents	Repair board games	P.A.T. PASSED	PTS	Acrylic adhesive (permanent elastic)	Heat activated acrylic adhesive	pH-neutral	CaCO <sub>3</sub> buffered, slightly alkaline	MgCO <sub>3</sub> buffered, slightly alkaline	Extra strong adhesive	20 g/m <sup>2</sup> long-fiber paper	50 g/m <sup>2</sup> long-fiber paper	9 g/m <sup>2</sup> light, transparent, technical Japanese paper, percentage of alpha-cellulose	240 µm acid-free rayon staple tissue tape	170 µm sized textile fabric		
filmoplast® P		•				•		•	•	•			•			•						filmoplast® P
filmoplast® P 90	•		•	•				•	•	•			•									filmoplast® P 90
filmoplast® P 90 plus	•		•	•				•	•	•			•									filmoplast® P 90 plus
filmoplast® T			•	•	•		•		•	•			•						•			filmoplast® T
filmoplast® SH			•	•	•			•	•	•			•								•	filmoplast® SH
filmoplast® R		•				•		•	•	•			•					•				filmoplast® R





# BOOK PROTECTION

## BOOK PROTECTION

Our self-adhesive book protection films increase the lifespan of your books, protect against dirt, and enable easy cleaning. The print colors of the protected covers are particularly brilliant due to the glossy surfaces. We work with solvent-free, ageing-resistant and permanently elastic acrylic adhesives, strictly ensuring that all raw materials are free of harmful additives and that they are characterized by excellent ageing resistance.

## BOOK PROTECTION FILMS WITH REDUCED INITIAL ADHESION

Thanks to the reduced initial adhesion, these book protection films are easy to adjust in position when applying them to almost any kind of surface. Ideal for smooth surfaces such as paper and glossy covers, brochures, folders, etc.

### filmolux®

ANTI  
BAC

70 µm soft-PVC, glossy, crystal-clear, reduced initial adhesion, easy to correct, silicone paper backing with grid for easy cutting, suitable for working with the BLS-Classic and BLS-Professional, antibacterial effect according to ISO 22196.

Order no.	L (m)	W (cm)	
25161	25	22	
25162	25	24	
25163	25	26	
25164	25	28	
25165	25	30	
25166	25	32	
25189	25	34	
25167	25	36	
25168	25	41	
25169	25	62	
25049	25	124	Core 50 mm, film outside



### filmolux® 900

ANTI  
BAC

90 µm phthalate-free soft-PVC, glossy, crystal-clear, reduced initial adhesion, silicone paper backing with grid for easy cutting, suitable for working with the BLS-Classic and BLS-Professional, antibacterial effect according to ISO 22196.

Order no.	L (m)	W (cm)	
6042733	25	22	
6042734	25	24	
6042735	25	26	
6042736	25	28	
6042737	25	30	
6042742	25	32	
6042745	25	34	
6042755	25	36	
6042756	25	41	
6042757	25	50	
6042758	25	62	





**filmolux® soft** ANTI BAC

70 µm UV-stabilized soft-PVC, glossy, crystal-clear, reduced initial adhesion, easy to correct, backing made of 100% recyclable PE with grid for easy cutting, precut backing enables easy removal during processing, simple bubble-free application, antibacterial effect according to ISO 22196.


Order no.	L (m)	W (cm)
26863	25	20
26864	25	22
26865	25	24
26866	25	26
26867	25	28
26868	25	30
26869	25	32
26873	25	34
26870	25	36
34474	25	41
35196	25	50
30128	25	61



**filmolux® libre organic** PVC FREE

Environmentally friendly book protection film made from the renewable raw material, 90 µm glossy, bio-based PE film, reduced initial adhesion, silicone paper backing with grid for easy cutting.


Order no.	L (m)	W (cm)
6044959	25	3
6044960	25	4
6044961	25	6
6043979	25	22
6043980	25	24
6043981	25	26
6043982	25	28
6043983	25	30
6043984	25	32
6043985	25	34
6043986	25	36
6043987	25	41
6043988	25	50



**filmolux® soft PP** ANTI BAC PVC FREE

80 µm PP film, glossy, reduced initial adhesion, easy to correct, crystal-clear, environmentally friendly, backing made of 100% recyclable PE with grid for easy cutting, precut backing enables easy removal during processing, simple bubble-free application, antibacterial effect according to ISO 22196.

Order no.	L (m)	W (cm)
26280	25	22
26281	25	24
26282	25	26
26283	25	28
26284	25	30
26285	25	32
26286	25	34
26287	25	36
26288	25	41
26289	25	61



**filmolux® soft organic** PVC FREE

filmolux® soft organic is a 90 µm, glossy, crystal clear book protection film with reduced initial adhesion. It is based on bio-PE and protects your books from damage and soiling. filmolux® soft organic is unique due to the combination of bio-PE film based on sugar cane and the embossed, 100% recyclable PE film cover. The film can be easily applied by hand without bubbles and easily corrected during application. filmolux® soft is suitable for smooth surfaces such as paper and glossy covers, brochures and folders, as well as paperbacks and comics. The separating cut in the 100% recyclable PE film cover facilitates peeling during processing. The printed grid allows for easy cutting.

Order no.	L (m)	W (cm)
6044838	25	22
6044839	25	24
6044840	25	26
6044841	25	28
6044842	25	30
6044843	25	32
6044844	25	34
6044845	25	36
6044846	25	41
6044847	25	50

## BOOK PROTECTION FILMS WITH HIGH INITIAL ADHESION

With their high initial adhesion, these book protection films can be used on almost all book covers. They are also popular as protection films for prints, plans, folders, etc. The narrow rolls are ideal as protection for labels, signatures, bottle labelling in pharmacies and laboratories.

### filmolux® 609

ANTI  
BAC

70 µm soft-PVC, glossy, crystal-clear, high initial adhesion, silicone paper backing with grid for easy cutting, suitable for working with the BLS-Classic and BLS-Professional, antibacterial effect according to ISO 22196.

Order no.	L (m)	W (cm)	
26654	10	32	
26658	10	41	
26660	10	62	
26527	10	124	Core 50 mm, film outside
25980	25	2	
25981	25	3	
25982	25	4	
25983	25	6	
25985	25	10	
25140	25	20	
25141	25	22	
25142	25	24	
25143	25	26	
25144	25	28	
25145	25	30	
25146	25	32	
26548	25	34	
25147	25	36	
25148	25	41	
32477	25	50	
25149	25	62	
26530	25	124	Core 50 mm, film outside
26725	50	2	
26726	50	3	
26727	50	4	
26628	50	5	
26728	50	6	
26630	50	8	
26729	50	10	



See processing  
instructions p. 31

### filmolux® 609 label protection

ANTI  
BAC

70 µm soft-PVC, glossy, crystal-clear, high initial adhesion, pre-cut labels on rolls.

Order no.	Dimensions (mm)	Units/roll
36603	30 × 70	1515
36604	30 × 110	1515
36606	50 × 100	485
36622	46 × 61	1020




### filmolux® 610

ANTI  
BAC

70 µm soft-PVC, glossy, crystal-clear, extra strong initial adhesion, silicone paper backing with grid for easy cutting, BLS-Classic and BLS-Professional, ideal for adhesive-repellent surfaces such as textiles, antibacterial effect according to ISO 22196.

Order no.	L (m)	W (cm)
26600	50	2
26601	50	3
26602	50	4
26603	50	6
26619	50	8
26617	50	10
26606	25	22
26607	25	24
26608	25	26
26609	25	28
26610	25	30
26611	25	32
26612	25	34
26613	25	36
26604	25	41
26615	25	62

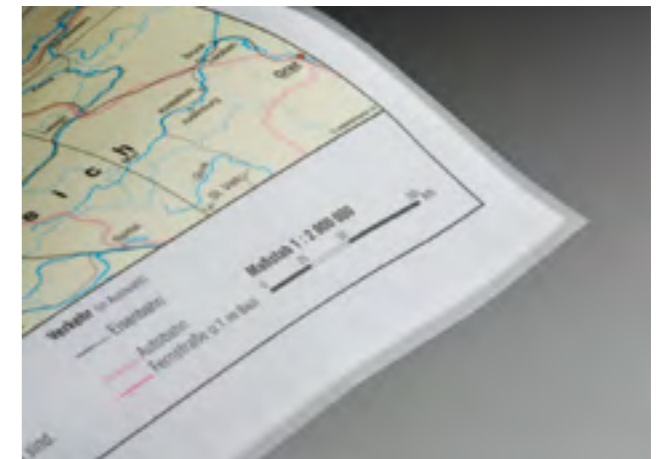


### filmomatt®

80 µm soft-PVC, matt, high initial adhesion, non-reflective, silicone paper without grid, ideal for protection of maps, plans, etc. in addition to books, can be folded and written on with lead pencils, wax crayons, color pens and felt pens, particularly "soft", antibacterial effect according to ISO 22196.

Order no.	L (m)	W (cm)	Core (mm)	Note
25156	25	41	40	while stock lasts
25157	25	62	40	while stock lasts
25973*	25	124	50	while stock lasts
6008483	50	130	77	while stock lasts

\*film outside





**filmolux® libre** ANTI BAC PVC FREE

80 µm environmentally-friendly PP film, glossy, crystal-clear, high initial adhesion, silicone paper backing with grid for easy cutting, suitable for working with the BLS-Classic and BLS-Professional, antibacterial effect according to ISO 22196.

Order no.	L (m)	W (cm)
28765	25	2
28766	25	3
28767	25	4
28768	25	6
28769	25	10
28744	25	22
28745	25	24
28746	25	26
28747	25	28
28748	25	30
28749	25	32
28750	25	34
28751	25	36
32896	25	41
28753	25	62



**filmomatt® libre** PVC FREE

80 µm environmentally-friendly PP film, matt, non-reflective, therefore particularly suitable for barcode reader devices.

Order no.	L (m)	W (cm)	Note
26621	50	2	while stock lasts
26622	50	3	while stock lasts
26623	50	4	while stock lasts
26689	50	6	while stock lasts
26690	50	10	while stock lasts

**BOOK PROTECTING AND STRENGTHENING FILMS**

Self-adhesive strengthening films, which are ideally suited for the protection and strengthening of paperback covers, maps or plans thanks to their stability and transparency. Also suitable for making and shaping lampshades as well as for use on Braille typewriters.

**filmolux® H 200**

200 µm rigid-PVC, glossy, self-adhesive, PE-film backing with grid for easy cutting.

Order no.	L (m)	W (cm)	Core (mm)
25347	10	62	40
25348	10	124	76
25349	50	62	76
38758	21.0 cm x 29.7 cm, 100 sheets		



**filmomatt® H 200**

200 µm rigid-PVC, glossy, self-adhesive, PE-film backing with grid for easy cutting.

Order no.	L (m)	W (cm)	Core (mm)
25365	10	62	40
25366	10	124	76



## SUSTAINABILITY – MORE THAN JUST A TREND

At Neschen we take great care to eliminate materials and practices harmful to the environment from our business activities. We have set strict standards for environmentally responsible production and we are convinced that quality and eco-friendliness are compatible. This idea has taken us on a journey to find cleaner solutions that treat our planet more respectfully. Of course, this quest is not an easy one when it comes to self-adhesive films.

### PVC-FREE PRODUCTS

Look out for this symbol if you are looking for an environmentally friendly product for your book protection or repair:



#### ENERGY RECOVERY

We use a highly efficient energy recovery system in production and a consistent energy-saving policy. In this way, peak loads on the electricity grid are inhibited, and the plant's energy consumption minimized. In addition, we use a large proportion of electricity that comes from renewable sources. Our energy management is certified according to ISO 50001.



#### PACKAGING

Neschen's corrugated cardboard packaging is now fully recyclable and robust enough to be reused. We are convinced that we will find even more ways to reduce impact on the environment, and we are working on this in all areas. In addition to focusing on environmentally friendly materials, this includes looking at manufacturing processes and supply chains.



#### WASTEWATER MANAGEMENT

Our in-house wastewater treatment facility feeds the water used for production back into the municipal wastewater system after purification. This system unburdens the environment with several thousand cubic meters of wastewater per year.



#### INNOVATIONS

Innovation in the name of sustainability is the driving force of our company culture, and we believe that sustainable development is only possible with innovative solutions. We can create great success with our sustainable product range by pushing boundaries in our industry.

## PROCESSING EQUIPMENT

### BOOK-LAMINATING-STATION BLS-CLASSIC


This is the perfect tool for fast and easy lamination of books and brochures up to a dimension of 50 mm height and 41 cm width. The machine is equipped with a support for rolls up to 41 cm width, an automatic separator for the silicone paper and a cutting device.

#### Book lamination station BLS-Classic

**Dimensions: 50 cm x 60 cm x 25 cm (width x length x height)**

#### Order no.

6009695	BLS-Classic
6009697	Replacement blade BLS-Classic
6009696	Additional roll holder
6009698	Set of teflon strips



### BOOK-LAMINATING-STATION BLS-PROFESSIONAL

The Book-Lamination-Station for professional use and faster lamination of whole series of bound volumes. Besides an integrated scale for measuring the book size, easy gripping in of the laminate and highly effective mounting device are leading to the fact that the BLS-Professional is a time saving and efficient operating system.

#### Book lamination station BLS-Professional

**Dimensions: 70 cm x 65 cm x 40 cm (width x length x height)**

#### Order no.

6033951	BLS-Professional
6032180	Replacement blade BLS-Professional
6042428	Teflon tape 65 x 5 cm



### TAPE DISPENSER TA 3 FOR NARROW ROLLS

We have developed a special dispenser for the optimal processing of our filmolux® films. Narrow rolls of book protection films and filmoplast® T can be perfectly cut and processed with the tape dispenser TA 3.

#### TA 3 Tape dispenser

Stable skidproof dispenser unit with safety bar to minimize danger of injury, for two rolls, widths for processing: left up to 6 cm, right up to 8 cm


**Dimensions: 17 cm x 17 cm x 8,5 cm (width x length x height)**

#### Order no.

6031680	Tape dispenser TA 3
6010265	Replacement blade TA 2* and TA 3

\*Model is no longer available

Instructions see p. 35 et seq.



# BOOK REPAIR

## BOOK REPAIR

Torn or torn out pages, broken edges, damaged quires and broken book spines can be repaired easily and almost invisibly with our self-adhesive paper and textile tapes. These paper tapes are state-of-the-art for the preservation of paper fibers and meet even the high requirements of museums and archives. They are regularly tested by independent national and international institutes. Our repair tapes are also perfectly suited for the bonding of valuable originals in passe-partouts for picture frames.

### SELF-ADHESIVE REPAIR TAPES

Coated with a solvent-free, ageing-resistant and permanently elastic acrylic adhesive, our paper tapes have been developed for the repair and care of books and documents.

#### filmoplast® P

P.A.T.  
PASSED PTS

20 g/m<sup>2</sup> special paper with ideal combination of stability and strength with softness and transparency, highly transparent. Coated with ageing-resistant, nonyellowing, permanently elastic acrylic adhesive, slightly alkaline so that damage to the documents is not possible, but with sufficient buffer capacity to prevent acid decay, acid-free.

Order no.	L (m)	W (cm)	Pack
25360	50	2	dispenser
25361	50	4	
25193	10	40	
26312	50	1.3	10 rolls
26325	50	2	10 rolls

#### → FIELD OF APPLICATION

Repair, protection and embedding of papers, attaching and joining torn pages, reattaching torn out pages, repairing torn pages, fixing thinner papers to passe-partouts, the suspension remains hidden

#### filmoplast® P 90

P.A.T.  
PASSED PTS

50 g/m<sup>2</sup> special paper with ideal combination of stability and strength with softness, white, coated with ageing-resistant, non-yellowing, non-bleeding, permanently elastic acrylic adhesive, slightly alkaline so that damage to the documents is not possible, but with sufficient buffer capacity to prevent acid decay, acid-free.


Order no.	L (m)	W (cm)	Pack
25454	50	2	dispenser
26255	50	4	
26251	50	1.3	10 rolls
26252	50	2	10 rolls

#### → FIELD OF APPLICATION

Repair and protection of papers, attaching torn out pages, repairing old quires, strengthening of inner book joint, repairing edges, For fixing originals to passe-partouts or the passe-partout to the support board and for dust-free sealing.



Processing instructions  
p. 31 et seq.





### filmoplast® P 90 plus P.A.T. PASSED

50 g/m<sup>2</sup> special paper, white, high softness, hardly visible, coated with an ageing resistant, non-yellowing, nonbleeding, permanently elastic acrylic adhesive. Particularly strong adhesive strength – adheres immediately, acid-free.

Order no.	L (m)	W (cm)	Pack
6018639	50	2	dispenser

#### → FIELD OF APPLICATION

Ideal for strengthening the joint between book cover and book block with high adhesive strength and strong tear resistance. It is hardly visible and very flexible, ideal for glueing into the fold. For fixing original to passe-partouts or the passe-partout to the support board and for dust-free sealing.



### filmoplast® T P.A.T. PASSED

240 µm acid-free rayon supple tissue tape, available in eight colors, dyed with natural colors, suitable for working with the TA 3.

Order no.	L (m)	W (cm)	Color	Color code
25404*	10	3	Yellow	0384 ●
25405*	10	5	Yellow	0384 ●
25406*	10	8	Yellow	0384 ●
25384	10	3	Red	2388 ●
25391	10	5	Red	2388 ●
25398	10	8	Red	2388 ●
25383	10	3	Blue	4276 ●
25390	10	5	Blue	4276 ●
25397	10	8	Blue	4276 ●
25385*	10	3	Green	6472 ●
25392*	10	5	Green	6472 ●
25399*	10	8	Green	6472 ●
25464*	10	3	Brown	1168 ●
25465*	10	5	Brown	1168 ●
25466*	10	8	Brown	1168 ●
25388	10	3	Grey	7038 ○
25395	10	5	Grey	7038 ○
25402	10	8	Grey	7038 ○
25431	10	124	Grey	7038** ○
25387	10	3	White	9500 ○
25394	10	5	White	9500 ○
25401	10	8	White	9500 ○
25430	10	124	White	9500** ○
25386	10	3	Black	9572 ●
25393	10	5	Black	9572 ●
25400	10	8	Black	9572 ●

\* while stock lasts  
\*\*core 50 mm



#### → FIELD OF APPLICATION

Covering or repairing stitched book block spines (back lining), laminating book covers, or complete books. Reverse-side strengthening of maps and plans. For fixing the passe-partout to the support board and for dust-free sealing.

### filmoplast® SH P.A.T. PASSED

170 µm sized textile fabric, white, acid-free, highly tear-resistant, environmentally friendly.

Order no.	L (m)	W (cm)	Pack
26322	25	1.3	10 rolls
26323	25	2	10 rolls
26324	25	3	10 rolls
6017094	25	3	single roll

#### → FIELD OF APPLICATION

For covering or repairing stitched book block spines (backlining). Also for fixing the passe-partout to support board and for dust-free sealing.



## REPAIR PAPER WITH HEAT-ACTIVATED ADHESIVE

### filmoplast® R P.A.T. PASSED PTS

filmoplast® R is a 9 g/m<sup>2</sup> light, transparent, technical Japanese paper for mass conservation work. Coated with a heat-activated adhesive, the adhesive is solvent- and acid-free and age-resistant. The adhesive provides good adhesion with high bending stiffness, even repeated bending will not undo the bond. Due to the low thickness of the material, filmoplast® R is almost transparent. The paper character of the original is preserved. filmoplast® R is the ideal product for the preservation of wood-pulp papers and newspapers produced from as early as the middle of the 19th century.

These wood-pulp papers contain lignin, and this may lead to an acidic reaction which attacks the paper fiber from the inside. Thus, valuable documentation of our recent past will destroy itself. When laminating with filmoplast® R, an alkaline buffer in the adhesive neutralizes acids and prevents migration through the adhesive layer into the filmoplast® R paper layer, thus stabilizing the embedded document.

The age-resistance is certified by the Papiertechnische Stiftung (PBA No.: 21.495/3) in Heidenau and the Photo Activity Test (PAT) according to ISO 18916.

Continuous laminating from a roll is possible with the Neschen HSM 2.0. Fragmented documents can be joined on the infeed-table of the machine and embedded between two layers of filmoplast® R in order to recreate one whole document in its original shape. The recommended sealing temperature is >100° C. The lamination can be removed with heat, water, or alcohol. In order to invisibly repair tears, the narrow roll of filmoplast® R can be used and sealed with the heating iron RT. Please note before processing our application guidelines in the technical information on [www.neschen.com](http://www.neschen.com).

Order no.	L (m)	W (cm)
26200	50	2
26201	50	31
26202	50	41
26203	50	62
6012831	50	93



#### → FIELD OF APPLICATION

filmoplast® R is a wafer-thin, transparent, technical Japanese paper for mass conservation work. The ideal product for the preservation of wood-pulp papers and newspapers produced from as early as the middle of the 19th century.

# NESCHEN HSM 2.0

Hot laminating machine for laminating documents and newspapers with filmoplast® R



## HOT-SEALING MACHINE FOR FILMOPLAST® R

### NESCHEN HSM 2.0

The Neschen HSM 2.0 can laminate documents with filmoplast® R on one or both sides. You can efficiently carry out large volume restoration of wood-pulp papers and newspapers from the middle of the 19th century. Significant time and cost savings for the user are guaranteed. The 620 mm width is suitable for all sizes of filmoplast® R, variable speed of up to two meters per minute, a user-friendly control panel. The Neschen HSM 2.0 has two heated rollers (up to 150 °C) and two pull rolls (manually adjustable up to a gap of 20 mm). The upper and lower material holders can be easily equipped with filmoplast® R rolls. The large stainless steel in-feed table enables easy insertion of documents. The sturdy sub table on casters allows for easy movement of the machine. Further information and product videos can be found on our homepage.


Order no.	working width
6041412	620 mm



### HEATING IRON RT

With the teflon-coated ironing sole of the RT heating iron, wrinkles in papers can be gently smoothed out. The continuously adjustable temperature of up to 220 °C, together with filmoplast® R as a narrow roll, enables almost invisible repair of torn pages, sheet music, drawings, and much more. The RT heating piston is also used to fix document fragments on the worktable of the Neschen HSM 2.0 heat sealing machine.

Order no.
6015972



## ACCESSORIES


In order to guarantee optimum processing of Neschen products, we offer you a wide variety of small and large accessories to facilitate and supplement the processing of Neschen products.

### Easy bind® tyvek®

PVC FREE

Tear-resistant, self-adhesive Tyvek tape, with patented center perforations for perfect positioning when strengthening paperback innerbook joints.

Order no.	L (m)	W (cm)
35044	30	3.1



### Easy wings®

PVC FREE

Self-adhesive book spine strengtheners, polyester, the perfect aid for strengthening book spines and corners, with patented center perforations for positioning.

Order no.	Spine	Pack
35045	up to 5.7 cm	24 pcs.
35046	up to 8.3 cm	24 pcs.



### Easy hold®

PVC FREE

Self-adhesive, polyester, practical strengtheners for newspapers and magazines, with patented center perforations for positioning.

Order no.	Pack
35047	250 pcs.




### filmolux® pockets triangular

PVC FREE

Crystal-clear self-adhesive PP pockets for holding book cards, inserts, etc.

Order no.	Size (mm)	Pack
25073	75 x 75	24 pcs.
25075	100 x 100	24 pcs.
25076	140 x 210	8 pcs.



### Cire 213

Cire 213 is a colorless emulsion with an oily base for the protection and care of leather bindings. Made from claw oil, Cire 213 saturates the leather and makes it water repellent. As necessary protection against biological pests, Cire 213 contains fungicides and insecticides. It is pH neutral to slightly alkaline, so it does not attack the leather. Cire 213 restores suppleness to dried-out and torn leather. Please shake the can well before use.

Order no.	Container size
90336	50 ml



### Book glue

Water-based dispersion adhesive, 1 kg bottle

Order no.	Bottle size
90538	1 kg

### Book squeegee

Working width of 16 cm, wooden squeegee with felt coating, for smoothly applying our self-adhesive protection films without bubbles.

Order no.	Width
36876	16 cm



### Felt squeegee

Squeegee made of felt, off-white, with a 45° angle at one long side, for smoothly applying our self-adhesive protection films without bubbles.

Order no.	Dimensions
6032661	130 mm x 70 mm x 8 mm
6032662	75 mm x 45 mm x 8 mm



### Teflon burnishing bone

Made of one piece of Teflon, extremely smooth and durable, 15 cm long, 1.5 cm wide. Glides smoothly over numerous surfaces without leaving traces, adhesive-repellent and easy to clean, for working book protection films into book folds and spines.

Order no.
6040836



### Burnishing bone

Made of bone, tapered form, 15 cm long, for working book protection films into book folds and spines.

Order no.
37325



### Plastic hanger

Round, highly adhesive, stable hangers

Order no.	Ø (cm)	Pack	
26673	2.5	100 pcs	up to 300 g load
26674	4.50	50 pcs	up to 800 g load



# GUDY®

## DOUBLE-SIDED ADHESIVE FILMS

## GUDY® – DOUBLE-SIDED ADHESIVE FILMS

The brand gudy® and other double-sided adhesive Neschen products have been synonymous with professional mounting and fixing of photographic products, art objects and workpieces of all kinds for decades. The use of top quality raw film materials and mature adhesive systems researched and developed in-house means that we can offer you a wide selection of products for various application areas today. The adhesive formulation is always precisely tailored to the special application areas. Please note our recommendations and the technical data for respective applications.

### PERMANENT ADHESIVE

The permanent adhesive gudy® products come with special properties for wide-ranging requirements. From extra strong adhesion to highly transparent or adhesive without a carrier – the permanent adhesive gudy® products offer a solution for all permanent applications.

#### gudy® 802 P.A.T. PASSED PVC FREE

23 µm polyester carrier, transparent, dimensionally stable, permanently elastic and ageing-resistant, permanent adhesive, solvent-free. Material is masked on one side and wound on itself.

Order no.	L (m)	W (cm)	Core
25082	10	40	K40
25547	10	61	K40

#### → FIELD OF APPLICATION

gudy® 802 is easy to work with. When working with small format prints, the film can be applied by hand. For larger formats, this double-sided mounting film is an excellent choice for using a Neschen laminator. The transparent, double-sided permanent adhesive film is a great choice for high-quality applications and creates excellent results.



#### gudy® 831 Fine Art smooth P.A.T. PASSED PVC FREE

13 g/m² long-fibre white paper. High initial adhesion, solvent-free, ageing-resistant, permanently elastic acrylate adhesive that does not become brittle or bleed. Material is masked on one side and wound on itself.

Order no.	L (m)	W (cm)	Core	
26371	10	20	K76	
26374	10	40	K76	
26386	10	61	K76	
26387	10	83	K76	
6008499	10	104	K76	
26383	30	0.9	K76	20 rolls
26384	30	1.9	K76	10 rolls
26385	30	3.8	K76	5 rolls

#### → FIELD OF APPLICATION

Especially for mounting on rougher substrates. When working with small format prints, gudy® 831 Fine Art smooth can simply be applied by hand. For larger formats, we recommend processing with a Neschen laminator.



Further double-sided adhesive products, visit [www.neschen.com](http://www.neschen.com) or call us, we are happy to help.



#### gudy® 870 P.A.T. PASSED PVC FREE

Transparent, carrier-free adhesive, high initial adhesion, solvent-free, ageing-resistant, permanently elastic acrylate adhesive. The material is masked on one side and wound on itself.

Order no.	L (m)	W (cm)	Core	
26464	10	31	K40	not cuttable
26471	10	62	K40	not cuttable

#### → FIELD OF APPLICATION

Especially for mounting on smooth surfaces. When working with small formats, gudy® 870 can be applied by hand. For larger formats, we recommend processing with a Neschen laminator. Material is hardly visible, and the adhesive does not peel away when cutting or removing the backing paper.

### NON-PERMANENT ADHESIVE

The non-permanent adhesive gudy® dot products are made for removable applications. They are built to make paper, cardboard, photographs, glass, plastic and many more materials stick together fast and clean. From smooth surfaces they are removable without any residue.



#### gudy® dot tape P.A.T. PASSED PVC FREE

Carrier-free, transparent adhesive dots, pH-neutral waterbased adhesive, permanent, solvent-free. The adhesive dots can be easily removed from smooth surfaces without leaving any residue.

Order no.	L (m)	W (cm)	Core	Pack
6035157	50	2.5	K76	10 rolls

#### → FIELD OF APPLICATION

Universal dot adhesive for many purposes. Enables fast, clean and precise adhesion. For use on paper, cardboard, photographs, glass, plastic and many more materials.

#### gudy® Roller.dot P.A.T. PASSED PVC FREE

Universal dot adhesive for many purposes. Enables fast, clean and precise adhesion. For use on paper, cardboard, photographs, glass, plastic and many more materials.

Order no.	L (m)	W (cm)	Inch	Pack
6041392	10	0.84	0.31	Single (film-packed)
6043673	10	0.84	0.31	Refill 12 x 2 pcs.

#### → FIELD OF APPLICATION

It's a practical adhesive dispenser for many purposes. Enables fast, clean and precise adhesion. For use on paper, cardboard, photographs, glass, plastic and many more materials.

## GUDY® DS

### gudy® DS 10 double-sided non-permanent

P.A.T.  
PASSED

Transparent soft PVC tape, backing paper siliconized on both sides, on either side with reduced initial adhesion, solvent-free, ageing-resistant, permanently elastic acrylate adhesive that does not become brittle or bleed.

Artikel-Nr.	L (m)	W (cm)	Core
6013657	33	1.2	K76
6013658	33	1.9	K76
6013659	33	2.5	K76

#### → FIELD OF APPLICATION

Application as double-sided tape on prints, photographs and other graphic applications, gudy® DS 10 can be removed from numerous surfaces without leaving residues up to 24 hours

### gudy® DS 11 non-permanent/permanent

P.A.T.  
PASSED

Transparent soft PVC tape, backing paper siliconized on both sides, permanent adhesion on one side, reduced initial adhesion on covered side, solvent-free, ageing-resistant, permanently elastic acrylate adhesive that does not become brittle or bleed.

Order no.	L (m)	W (cm)	Core
6013660	33	1.2	K76
6013661	33	1.9	K76
6013707	33	2.5	K76

#### → FIELD OF APPLICATION

Application as double-sided tape on prints, photographs and other graphic applications, the reversible side of gudy® DS 11 can be removed from smooth surfaces without leaving residues up to 24 hours

### gudy® DS 12 permanent double-sided

P.A.T.  
PASSED

Transparent soft PVC tape, backing paper siliconized on both sides, permanent adhesion on both sides, solvent-free, ageing-resistant, permanently elastic acrylate adhesive that does not become brittle or bleed.

Order no.	L (m)	W (cm)	Core
6013655	33	1.2	K76
6013705	33	1.9	K76
6013706	33	2.5	K76

#### → FIELD OF APPLICATION

Application as double-sided tape on prints, photographs and other graphic applications, not removable



Further double-sided adhesive products, visit [www.neschen.com](http://www.neschen.com) or call us, we are happy to help.

# PROCESSING INSTRUCTIONS

## BOOK PROTECTION & REPAIR

# PROCESSING EQUIPMENT

## NESCHEN HSM 2.0

The Neschen HSM 2.0 can laminate documents with filmoplast® R on one or both sides. You can efficiently carry out large volume restoration of wood-pulp papers and newspapers from the middle of the 19th century. Significant time and cost savings for the user are guaranteed.

### FEATURES

- The 620 mm width is suitable for all sizes of filmoplast® R
- Variable speed of up to two meters per minute
- The Neschen HSM 2.0 has two heated rollers (up to 150 °C) and two pull rolls (manually adjustable up to a gap of 20 mm)
- Including extra equipment: removable outfeed table, sub-table on castors (disassembled)

### USABILITY

- The large stainless steel in-feed table enables easy insertion of documents
- The infeed-table can be folded upwards and is held in place by magnets.
- The upper and lower material holders can be easily equipped with filmoplast® R rolls.
- User-friendly control panel.
- Simple adjustment of the material tension via the externally located brakes.
- Removable out-feed-table.
- The sturdy sub table on casters allows for easy movement of the machine.

### SAFETY

- Safety eye and emergency stop button for increased operator safety.
- CE certificated




TECHNICAL INFORMATION	
Max. working width	620 mm
Max. speed of	2 m/min.
max. roller temperature	150 °C
Max. roller gap (manually adjustable)	20 mm
Width incl. knobs and brakes	1170 mm
Height	400 mm
Depth	640 mm
Depth incl. infeed- and run-out-table	1200 mm
Working table height	950 mm
Net weight incl. supporting frame on castors	90 kg
Voltage	230 V 50/60 Hz
Current	13 A
Power	2900 W

# PROCESSING EQUIPMENT


## TAPE DISPENSER TA 3 FOR NARROW ROLLS

To allow optimum processing of our filmolux® films, we have developed a special dispenser. With the TA 3 table dispenser, small rolls of the book protection films and filmoplast® T and filmoplast® SH can be perfectly cut and processed.



## BOOK LAMINATOR BLS-CLASSIC

The book laminator for easy and simple lamination of books and brochures with a spine height of approx. 50 mm and a width of max. 41 cm. The book laminator BLS-Classic is equipped with a roll holder for a film roll of max. 41 cm width, automatic silicone paper separation and cutting device.



## BOOK LAMINATOR BLS-PROFESSIONAL

The new book laminator for professional and fast lamination of book series. The integrated measuring scale for measuring the book protection film, the easy clamping of the filmolux® roll and the effective squeegee system makes the BLS-Professional a time-saving and efficient tool. For rolls up to max. 41 cm.

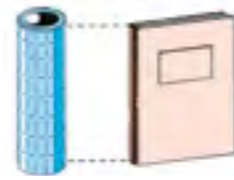


## PROTECTING BOOKS WITH NESCHEN BOOK PROTECTION FILMS

**PRODUCTS:**  
Neschen book protection films

**TOOLS:**  
Scissors  
Burnishing bone  
Book squeegee or  
Soft cloth

1. Select the width of the book protection film so that the film overlaps approx. 2 cm top and bottom



2. Cut the film so that it overlaps on all four sides by approx. 2-3 cm when the book is open.



3. Then peel back approx. 10 cm of the backing paper or backing film (filmolux® soft) and align the film on three sides, position on the book cover and press the edge of the film down.



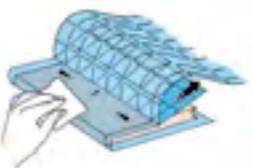
4. Slowly peel off the backing paper/film from under the protection film and press the film down towards the edges using the book squeegee.



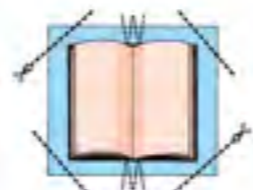
5. Press the film with the burnishing bone gently into the book fold and then rub onto the book spine.



6. Turn the entire book over and continue in the same way on the back.



7. Cut the film overlaps at all corners diagonally and make wedge-shaped cuts at each book joint.



8. Fold the film overlaps over the inside of the book cover and press down.



8. Work the film overlaps on the book spine into the back with the burnishing bone or cut them off on paperbacks.




## PROCESSING INSTRUCTIONS BLS-PROFESSIONAL



1. The book laminating station for professional and faster lamination of entire book series. The integrated scale for measuring the size of the book's protective film, easy clamping in of the filmolux® roll and the effective squeegee mounting device turns the BLS-Professional into a time-saving and efficient device. Suitable for filmolux® protection film with silicon paper backing!




4. Release the black knob to adjust the BLS-Professional carrier to the size of the book. This is also how you adjust the distance between the squeegee and the head of the cutter.



2. With the help of the printed scale, measure the spine of the book and choose a filmolux® roll that is 4 cm larger. For the book cover we recommend leaving an overlap of 2 cm on each side of the book.



5. Please ensure that there is an overlap here, too, of 2 cm for the book cover. The distance between the edge and the head of the cutter should be about 2 cm. Open the book roughly at the middle and check the printed scale to see how much of the filmolux® film you will need to pull off the roll.



3. Attach the filmolux® roll with the help of the cones on the roll holder and thread in the filmolux film. As you do so, make sure that the roll is inserted with the silicon paper backing facing down.



6. Pull the film off the roll to the measured colored spot.



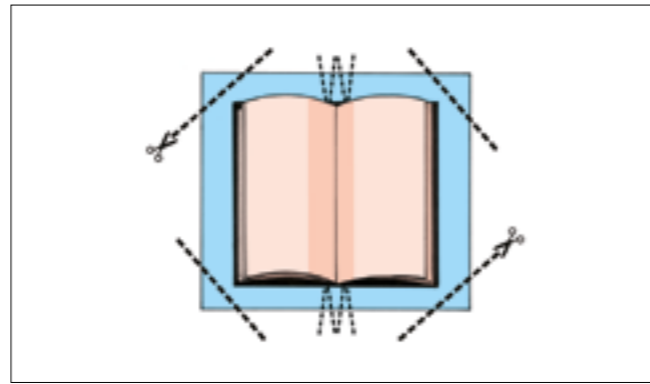
**7.** Now take hold of the cutter head to cut the film.



**11.** All you need to do now is apply the film to the edges and your book is ready!



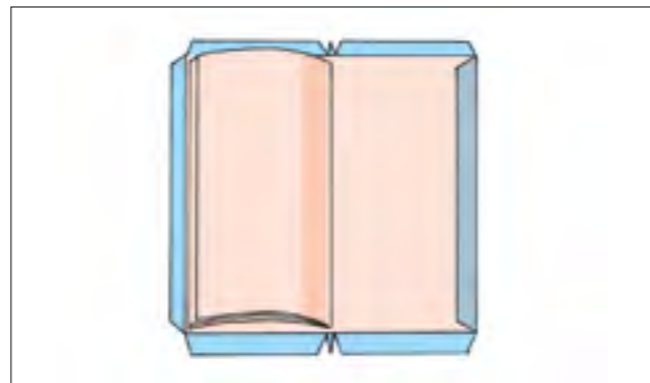
**8.** Place the book in a central position on the squeegee and leave a top and bottom overlap of film of 2 cm.



**12.** Miter the corners of the film to the corners of the book and then cut a "V" into the film at the spine of the book.




**9.** Lightly apply pressure to the book.




**13.** Fold the overlap of the film on to the inside of the book cover and press them down snugly.

**PRODUCTS:**  
BLS-Professional  
Neschen book protection film up to 41 cm (suitable for filmolux®, filmolux® 609, filmolux® 610, filmolux® 900, filmolux® libre)



**10.** Now take the book in your other hand.

## PROCESSING INSTRUCTIONS BLS-CLASSIC



**1.** Fix a filmolux® film roll that is approx. 3 - 4 cm wider than the height of the book into the BLS-Classic. Peel the backing paper off the film.



**3.** Turn the book by 180° covering it with film. Rub the film on firmly with the squeegee.



**2.** Position the book with the book spine against the station and pull the film over the book, rub firmly.



**4.** Slightly tighten the film and then cut it off with the integrated blade.


**PRODUCTS:**  
BLS-Professional  
Neschen book protection film up to 41 cm. Suitable for filmolux®, filmolux® 609, filmolux® 610, filmolux® 900, filmolux® libre

**TOOLS:**  
Book squeegee  
Squeegee made of felt


## PROCESSING INSTRUCTIONS TAPE DISPENSER TA 3




**1.** Loosen the knurled screw and slide the tape holder outwards.



**3.** Feed the tape below the seating tray, over the support rod and up to the cutting edge.



**2.** Place the tape roll in the seating tray with the tape end to the back. Peel back approx. 15 cm of the release liner and feed the tape into the separator.



**4.** Secure the roll with the tape holder and tighten the screw. The tape can be cut off with a light diagonal, downward motion onto the cutting blade.

### BLADE REPLACEMENT

Remove the three front screws. Carefully remove the used blade. Insert the new blade onto the cutting edge with an overlap of 0.5 mm. Insert the screws and tighten.

**NOTICE:** Ensure that the blade does not have an overlap of more than 1 mm!

### → SAFETY INSTRUCTIONS:

Exercise extreme caution near the blade holder and when replacing used blades! Serious injury may occur due to mishandling or inattention. Always grasp the tape behind the tape holder and not near the blade. Fold down the safety bar when the TA 3 is not in use or when transporting.

For further info please visit:  
[www.neschen.com](http://www.neschen.com)

## STRENGTHENING PAPERBACK BOOKS

Paperbacks are constantly gaining in importance. They are inexpensive, but not always suitably bound for libraries. We offer you the possibility of significantly increasing the lifespan of paperbacks at low cost with filmolux® H 200 and

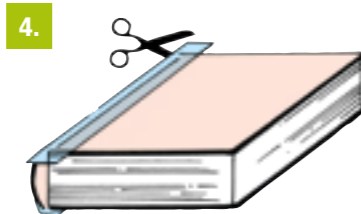
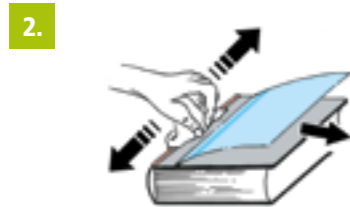
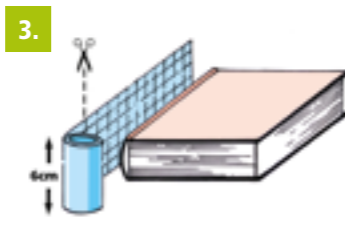
filmomatt® H 200. filmolux® H 200 and filmomatt® H 200 strengthen and protect paperbacks. They can be stuck to the cover and the book spine then strengthened separately with a strip of filmolux® 609 or filmolux® 909.

### PRODUCTS:

filmolux® H 200  
filmomatt® H 200  
filmolux® 609

### TOOLS:

Scissors  
Book squeegee



## PROTECTING BOOK SIGNATURES

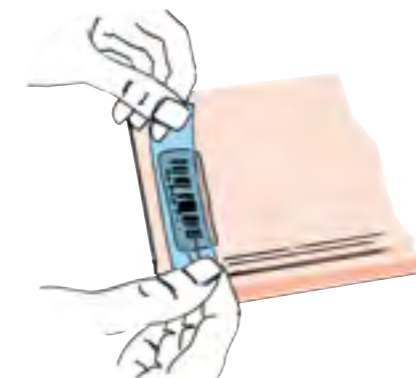
### 1. PROTECTING LABELS

Paper labels should first be glued to the back of the book and then "filmoluxed" with one of our book protection films in one working step. If you just want to cover the label, we recommend applying a filmolux® film with an overlap of approx. 1 cm top and bottom and sufficient material to reach the smooth areas of the book cover left and right, so that there is sufficient overlap for adhesion.



### 2. PROTECTING BARCODE LABELS

Plasticizer-free protection films should be used for protecting barcode labels, such as filmolux® libre, filmolux® libre organic or filmomatt® libre.



### PRODUCTS:

filmolux® 609  
filmolux® 610  
filmolux® libre  
filmomatt® libre  
filmolux® libre organic

### TOOLS:

Tape dispenser TA 3  
Scissors



## REPAIRING TEARS

### PRODUCTS:

filmoplast® P  
filmoplast® R

### TOOLS:

Burnishing bone  
Scissors  
Heating iron for filmoplast® R

### → BY THE WAY:

Both the transparent filmoplast® P and filmoplast® R paper strips are suitable for repairing tears in wood-pulp papers and newspapers produced from as early as the middle of the 19th century.


### 1. REPAIRS WITH FILMOPLAST® P

To repair a tear with filmoplast® P, take a strip that is a little longer than the tear you want to repair. Position the filmoplast® P strip on the tear and rub firmly using a burnishing bone. Rubbing with the burnishing bone presses the adhesive into the paper and pushes the air out of the paper fibers, providing the highest possible transparency. Trim off any overlapping material with a pair of scissors.



### 2. REPAIRS WITH FILMOPLAST® R

To repair a tear or a hole with filmoplast® R, cut a strip from the roll that is a little longer than the damaged area and position it on the paper surface. Fix the strip in place at one end with the heating iron and then slowly continue ironing the strip in circular movements up to the other end with even pressure until the required transparency is reached.



## REPAIRING TORN OUT BOOK PAGES

### PRODUCTS:

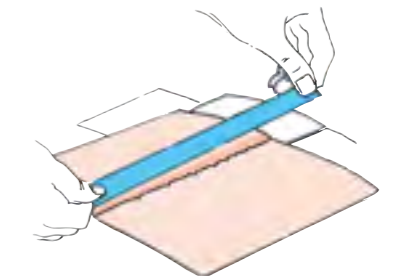
filmoplast® P 90  
filmoplast® P 90 plus

### TOOLS:

Scissors  
Burnishing bone

To repair a torn out page, use a strip of filmoplast® that is a little longer than the book itself. Fold the strip down the center and then apply one side of the filmoplast® strip first to the page to be inserted and then the other side to the opposite book

page. Rub the strip firmly with a burnishing bone to achieve good adhesion. Cut off any overlaps with scissors. If repairing very thin paper or where text has to be covered, you can use filmoplast® P instead of filmoplast® P 90.



## REPAIRING BOOK SPINES

### PRODUCTS:

filmoplast® T

### TOOLS:

Burnishing bone  
Scissors

### → BY THE WAY:

filmoplast® T is particularly suitable for cutting with the tape dispenser TA 3.

### 1.

To repair a book spine with filmoplast® T, cut a strip that is slightly longer than the book itself.



### 2.

Remove half the backing paper on one half and position the center of the strip on the center of the book spine. Rub the one side of the filmoplast® T on firmly up to the book cover and then remove the rest of the backing paper before rubbing the second side on up to the book cover.

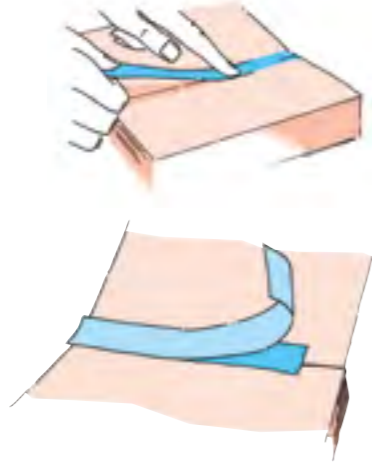
### 3.

Cut the overlapping edges at an angle and press these into the book spine with a burnishing bone. Cut the overlapping ends off completely on paperbacks.

## STRENGTHENING AND REPAIRING BOOK JOINTS

1.

To strengthen and repair the inside book joint of paperbacks, use a strip of filmoplast® that is a little longer than the book itself. Fold the strip down the center and then apply one side of the filmoplast® strip first to the book block and then to the book cover. Rub the strip firmly with a burnishing bone to achieve good adhesion. Cut off any overlaps with scissors.



### PRODUCTS:

filmoplast® P 90  
filmoplast® P 90 plus  
filmoplast® SH

### TOOLS:

Burnishing bone  
Scissors

### → BY THE WAY:

filmoplast® SH is particularly suitable for cutting with the tape dispenser TA 3.

## ATTACHING TITLE PAGES

1.

First of all, cut out the title page.

2.

Measure the size of the title page and cut a piece of gudy® 831 Fine Art smooth with an overlap on all sides of the title page.

3.

Apply the title page to one side and rub it on firmly with a squeegee or soft cloth.

4.

Cut the title page to size in parallel to the edges on all sides. Select the final size so that the title page is slightly smaller on all four sides than the book cover.

5.

Peel back several centimeters of the backing paper on the back, fold over and crease parallel to the edge, then apply the edge to a book cover edge and press down.

6.

Peel back the backing paper under the title page and rub the page firmly down towards the edges.



### PRODUCTS:

gudy® 831 Fine Art smooth

### TOOLS:

Scissors  
Soft cloth or  
Book squeegee

## STRENGTHENING BOOK SPINES AND BOOK CORNER EDGES WITH EASY WINGS®

1.

Remove the center strip from the perforated backing paper.

2.

Apply this section to the book spine or the corners of the book cover – the wings should be pointing upwards.

3.

Remove the backing paper from the right section and rub the adhesive surface firmly onto the book spine and cover. Repeat on the other side.

4.

Open the book and attach the wings firmly to the inside covers.



## STRENGTHENING NEWSPAPERS AND MAGAZINES WITH EASY HOLD®

1.

Open the newspaper (or magazine) in the middle. Remove the center strip from the perforated backing paper.

2.

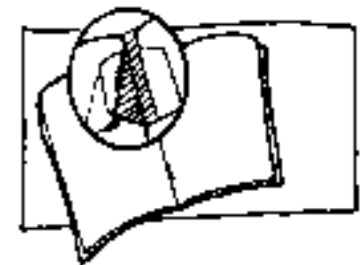
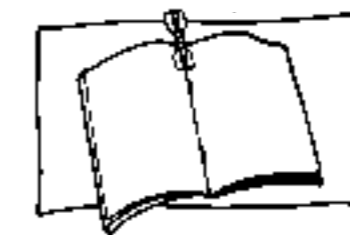
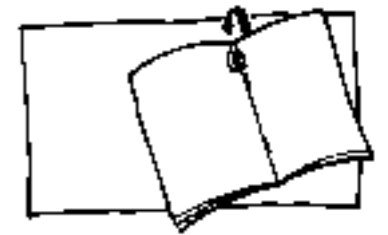
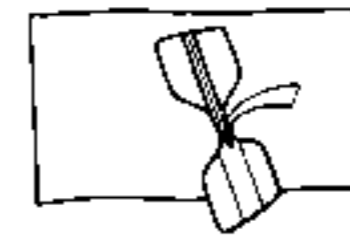
Position the lower half of the strengthener slightly to the side of the middle fold of the newspaper so that it can still be closed easily.

3.

Fold the strengthener over and position the upper section on the outside of the newspaper.

4.

Bend the strengthener slightly to remove the remaining 4 backing papers and press the film into place using your fingers.





# PROCESSING INSTRUCTIONS

## PICTURE FRAMING

### GENERAL INSTRUCTIONS ON FIXING WITH SELF-ADHESIVE MATERIALS

For fixing and framing, you can select between filmoplast® P, filmoplast® P 90 or filmoplast® P 90 plus. filmoplast® P is transparent and mainly used for framing thinner papers where the suspension method should not be visible. For heavier pictures, we recommend using the stronger, white long-fibre filmoplast® P 90 or filmoplast® P 90 plus with even more adhesive force. The framing technique is the same for both products.

### PLEASE NOTE THE FOLLOWING WHEN WORKING ON PICTURES

- Apply as little adhesive as possible to the original object
- Apply the adhesive so that the picture remains hanging free
- Do not use adhesive film tape, only adhesive paper tape. If a picture does fall, the paper tape will tear leaving the picture undamaged
- Only apply the adhesive to the picture edges outside the painted or printed areas

### FIXING REAR MOUNTS TO PASSE-PARTOUTS WITH FILMOPLAST®

#### PRODUCTS:

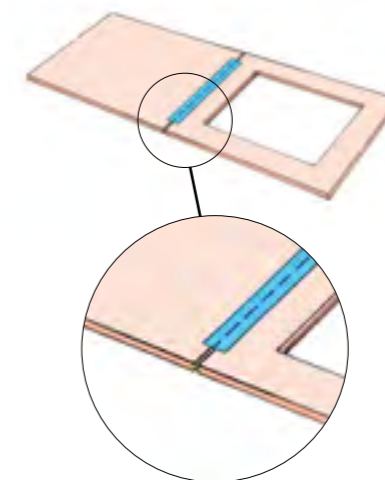
filmoplast® P90  
filmoplast® P 90 plus  
filmoplast® SH  
filmoplast® T

#### TOOLS:

Scissors  
Burnishing bone

#### → BY THE WAY:

filmoplast® SH is particularly suitable for cutting with the tape dispenser TA 3.



1.

Place the top back edge of the passe-partout on the top edge of the rear mount.

2.

Join the two materials together by affixing a strip of filmoplast® over the gap. Length of the strip approx. 4 cm shorter than the width of the passe-partout.

Always ensure that the filmoplast® strip is rubbed down firmly with a burnishing bone.

### DUST-PROOF SEALING

#### PRODUCTS:

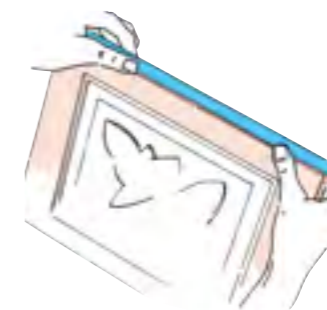
filmoplast® P 90,  
filmoplast® P 90 plus,  
filmoplast® T,  
filmoplast® SH

#### TOOLS:

Scissors  
Burnishing bone

#### → BY THE WAY:

filmoplast® SH and filmoplast® T are particularly suitable for cutting with the tape dispenser TA 3.



1.

filmoplast® P 90 and filmoplast® P 90 plus are also very suitable for dust-proof edging of pictures, glass panels and passe-partouts. Both products are ideally suited for application to the rear side of the picture after framing. The adhesive tape then protects the framed picture against dust and insects. If greater protection is required, our textile tapes filmoplast® SH or filmoplast® T (colored tape) can be used. Attach one half of the adhesive tape to the frame and the other half to the picture or the rear mount.

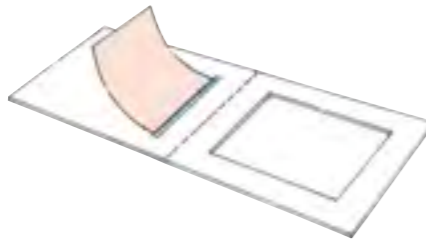
## FIXING PICTURES ON TO REAR MOUNTS

### PRODUCTS:

filmoplast® P,  
filmoplast® P 90,  
filmoplast® P 90 plus

### TOOLS:

Burnishing bone



1.

Pull a strip approx. 3 cm long from the dispenser.

2.

Affix one half vertically to the back of the picture and the other half to the rear mount.

3.

Attach another strip crosswise below the fold of the tape on the rear mount and rub the filmoplast® strip firmly to the mount with the burnishing bone. We always recommend attachment to the rear mount if the passe-partout needs to be replaced sometimes. Then the picture does not need to be removed.

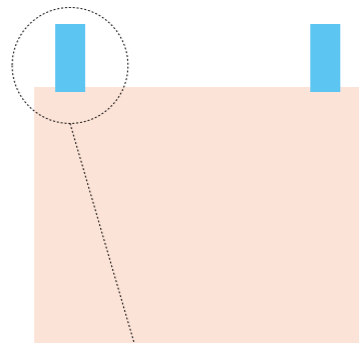
## MAKING T-HINGES WITH FILMOPLAST®

### PRODUCTS:

filmoplast® P,  
filmoplast® P 90,  
filmoplast® P 90 plus

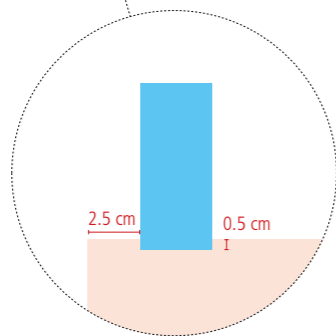
### TOOLS:

Burnishing bone



1.

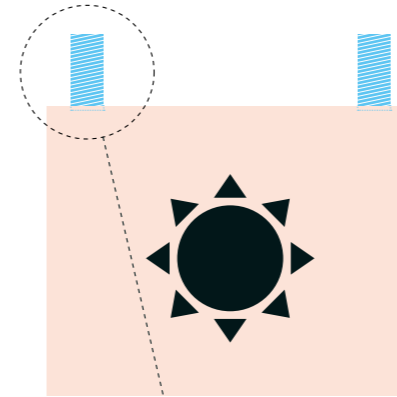
On the back of the medium, affix filmoplast® 2.5 cm from the edge on both sides, overlapping the top edge by 0.5 cm.



## MAKING T-HINGES WITH FILMOPLAST®

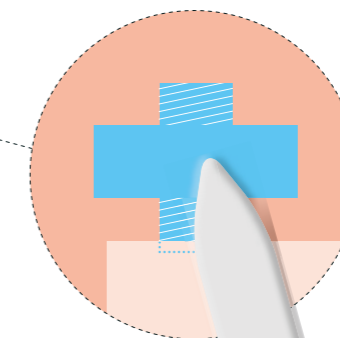
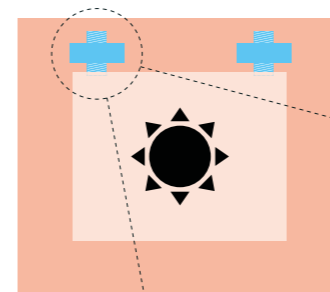
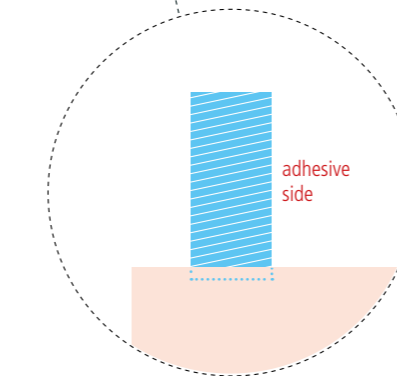
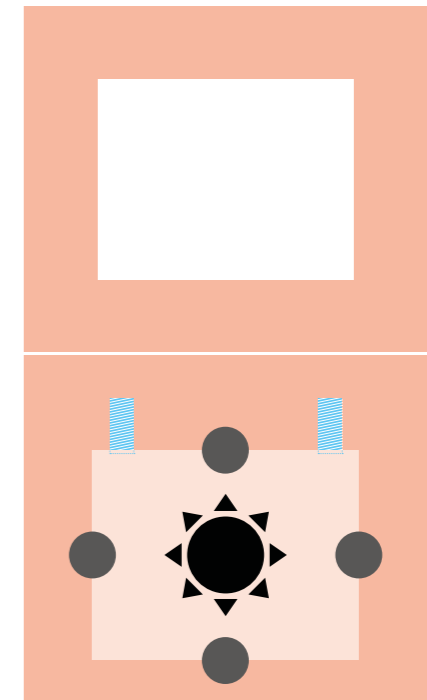
2.

Turn the medium over so that the adhesive side of the filmoplast® is facing up.



3.

Position the medium in the middle of the backboard or behind the passe-partout cut-out and fix in place with a weight.



4.

Position the medium in the middle of the backboard or behind the passe-partout cut-out and fix in place with a weight.

5.

Use a burnishing bone to press down firmly on the two horizontal filmoplast® strips.

# General Terms and Conditions of Neschen Coating GmbH

## Hans-Neschen-Str. 1, 31675 Bückeberg

### § 1 General – Scope of application

- (1) Our terms and conditions of business apply exclusively; customer terms to the contrary to or deviating from our Terms and Conditions shall not be valid unless expressly confirmed by us in writing. Our General Terms and Conditions shall also apply in cases when we deliver the goods or services unconditionally in knowledge of conditions of the customer, standing contrary to or deviating from our conditions.
- (2) All agreements that are concluded between us and the customer for the purposes of executing this contract are set down in writing in this contract.
- (3) Our Terms and Conditions shall apply only to companies in the sense of § 14 of the German Civil Code (BGB).
- (4) Our Terms and Conditions and contracts shall also apply to all future business with the customer.

### § 2 Offer – Offer Documents

- (1) If the customer's order is qualified as an offer in accordance with §145 BGB (German Civil Code), we shall be entitled to accept this offer within a period of two weeks.
- (2) We reserve the proprietary rights and copyrights to all illustrations, drawings, calculations and other documents. This shall also apply to written documentation which is classified as 'confidential'. The customer requires our express agreement in writing before passing them on to a third party.
- (3) Details regarding the delivery item or performance (e.g. weight, dimensions, practical value, tolerances, quality, technical data) as well as our representations thereof (e.g. drawings and illustrations) are only approximately applicable, unless its applicability for the purpose contractually envisaged requires precise conformity. Unless explicitly agreed otherwise in individual cases, this information does not represent an assurance, guarantee of characteristics, condition, durability or any other guarantee but only serves to describe or label the delivery or service.
- (4) Differences which are customary in the trade, which are the result of legal provisions or which represent technical improvements well as the replacement of components by equivalent parts or materials are permitted – without consulting the customer – as long as they do not impair the usability of the contractually intended purpose.
- (5) The above shall apply accordingly to the details in our catalogues, brochures and advertisements about dimensions, weights, quality, durability, performance values as well as shipping weights and similar specifications as far as they are quality specification in individual cases; details contained in the order confirmation shall prevail.

### § 3 Prices – Terms of Payment

- (1) Unless the order confirmation states otherwise, our prices are "ex works", exclusive of packaging which shall be charged separately.
- (2) Statutory value added tax shall not be included in the prices; it shall be separately shown on the invoice at the statutory rate on the invoice date.
- (3) Deduction of discount requires a separate written agreement.
- (4) Unless otherwise specified in the order confirmation, the net purchase price shall be due for payment without deduction within 30 days of the invoice date. The legal provisions regarding consequences of delayed payment shall apply.
- (5) The customer shall only be entitled to offsetting rights or rights of retention if his counter-claims have been stated legally binding, undisputed or recognized by our company. In addition, he shall be authorised to exercise a right of retention only to the extent that his counter-claim is based on the same contractual relationship.

### § 4 Delivery time

- (1) Deadlines and dates for deliveries and services apply only approximately unless a fixed deadline or a fixed delivery date is expressly agreed. Where a period of delivery is stipulated, it shall start with the date of the contract confirmation but not before the receipt of all the required documents from the buyer (e.g. specifications, drawings, authorisations, samples, models) and possible releases to be explained by the buyer and clarification of all technical matters.
- (2) The fulfilment of our delivery conditions is subject to the prompt and orderly fulfilment of the obligations on the ordering party. The right to raise objection to non-fulfilment of the agreement is reserved.

- (3) If the customer delays acceptance or otherwise culpably breaches duties of cooperation, we will be entitled to demand the loss we incur to this extent, including any additional expenses, be refunded. Additional claims and rights shall be reserved.
- (4) Insofar as the preconditions of subsection (3) exist, the risk of an accidental loss or the accidental deterioration of the deliveries and services to be provided by us shall pass to the customer at the moment that he is in default of acceptance or payment.
- (5) Should we be late with delivery, the customer shall basically be obliged to set us a reasonable additional period of time for performance after the regular period has been exceeded. If the additional time granted is not complied with, the customer shall be entitled to withdraw from the contract. In consequence of a delay in delivery caused by us, the customer is entitled to enforce the claim that his interest in the further fulfilment of the agreement no longer exists. The customer can withdraw from the contract by immediate written declaration without setting an extension of time. In the event of a partial default the customer may only withdraw from the complete contract if he has a justified interest in refusing the partial delivery. Otherwise, the customer shall have the right to reduce the price accordingly.
- (6) In cases of force majeure and any other disturbing incidents (e.g. every kind of operational disturbances, deferral in transport, strikes, lawful lockouts, governmental actions, difficulties in material or energy procurement, adverse weather conditions as well as non-supply, wrong supply or not in time by our distributors), which were not predictable at the time of conclusion of the contract and are not our fault but hamper the shipment or performance basically or eliminate it, qualify the seller to withdrawal if the challenge is permanent and we have not assumed a procurement risk. In the event of withdrawal from the contract, services already rendered shall be reimbursed without delay. § 275 Para. 2 German Civil Code shall remain unaffected.
- (7) In the event of disturbing incidents of temporary nature – also during a delay in delivery – the delivery period shall be delayed or extended by the period of the disturbance plus a reasonable restart period.
- (8) We shall inform the customer immediately about the occurrence of a disturbing incident. The customer may request a declaration from us as to whether we intend to withdraw or to deliver within an appropriate period.
- (9) According to the cases in para. (6), if as a result of the delay of more than one month the client cannot reasonably be expected to accept the delivery, he may cancel the contract by immediate declaration to us.
- (10) We shall be liable according to the legal regulations as far as the applied contract is a firm deal according to §286 subsection 2 no. 4 of the German Civil Code or according to § 376 of the German Commercial Code.
- (11) Furthermore, we shall be liable in accordance with legal provisions for damage claims should the failure to deliver be founded on a wilful or grossly negligent breach of contract for which we are responsible; negligence on the part of our representatives or vicarious agents is to be attributed to us. Should the delivery delay be founded on an intentional or grossly negligent contractual violation on our part, our liability is limited to the foreseeable and usually occurring damages.
- (12) We shall also be liable in accordance with the legal provisions for damage claims if and where such delay in delivery for which we are to blame results from culpable violation of any contractual obligation; in this case our liability is limited to the foreseeable and usually occurring damages.
- (13) Claims for damages are excluded in the cases referred to in para. (6).

### § 5 Transfer of Risk – Cost of Packaging

- (1) Unless arising otherwise from the order confirmation, delivery 'ex works' has been agreed.
- (2) The return of packaging materials is subject to separate agreements.
- (3) Insofar as the customer requires, we will cover the shipment with a transport insurance; the costs incurred to this extent will be borne by the customer.
- (4) We are entitled, to a reasonable extent, to make partial and early deliveries.

### § 6 Liability for defects

- (1) Customer claims arising from defects assume that the customer has, in accordance with § 377 of the German Commercial Code, duly satisfied his duty to examine the delivery item.
- (2) Insofar as the purchased item is defective, we at our discretion shall be entitled to make subsequent performance in the form of remedying the defect or delivering a new defect-free item. If removal of defects or replacement delivery takes place, we

are obligated to assume all necessary expenses for the purpose of supplementary performance, especially transportation, shipping, labour, and material costs, insofar as these do not increase because the purchased object is brought to a different location than the place of fulfilment.

- (3) If the subsequent performance is unsuccessful, the customer shall be entitled to demand rescission or a price reduction at his option.
- (4) We are liable within the legal provisions, as far as the customer asserts a claim on compensation which is based on intention or gross negligence of us or intention or gross negligence of our representatives or vicarious agents. As far as we are not accused of willful breach of contract, our liability for claims for damages is limited to the foreseeable, typically occurring damage.
- (5) We shall be liable according to the statutory provisions if we culpably breach a material contractual obligation; also in this case, the liability is limited to foreseeable losses that typically occur. Para. (7) shall remain unaffected.
- (6) Insofar as the customer holds a claim to compensation for the loss or damage in lieu of performance due to a grossly negligent breach of duty, our liability is limited to foreseeable losses that typically occur. Para. (7) shall remain unaffected.
- (7) In so far as we are liable in principle, this liability shall be excluded – even if this is a case of infringement of obligations essential to the contract.
  - (i) If, in the branch of industry in which the customer is active, the risk that is the cause of the damage that has occurred is usually insured by the customer or if it is customary in the branch for comprehensive insurance to be taken out for the damaged goods;
  - (ii) For claims for compensation collateral to or instead of the service provided, insofar as compensation for indirect or consequential damage is demanded;
  - (iii) For damage that are under the customer's control.These exclusions may not apply in the case of liability due to gross negligence of our executive bodies, legal representatives or management personnel or if the damage is covered by our product liability insurance or insurance liability.
- (8) Liability for culpable injury to life, limb or health remains unaffected; this also applies to mandatory liability in accordance with the product liability law.
- (9) Unless otherwise regulated in the foregoing, any other legal liability shall be excluded.
- (10) The period of limitation for claims is 12 month, beginning with the transfer of risk. This shall not apply if the purchased object is normally used for a building and has caused the defect.
- (11) The statute of limitations in the event of a delivery recourse according to §§ 478, 479 German Civil Code shall remain unaffected; it is five years, beginning from delivery of the faulty object.

### § 7 Total Liability

- (1) Any additional liability for damages other than as stated in § 6, regardless of the legal nature of the claims made, is excluded. This applies in particular for claims for damages arising from breaches of duty in the conclusion of the contract, on account of other breaches of duty or for material damage on account of tortious claims in accordance with § 823 German Civil Code.
- (2) The limitation according to para. (1) shall also apply in cases where the customer requests compensation for useless expenses instead of claim for damages.
- (3) As far as the liability for compensation against us is excluded or restricted, this shall be valid as well with respect to the personal liability for compensations of our employees, staff members, representatives and vicarious agents.

### § 8 Securing Reservation of Property Rights

- (1) We reserve the right of ownership of the purchased object until all payments due from business transactions with the customer have been received. If the customer acts contrary to contract, in particular if he is in default of payment, we are authorised to take back the sold goods. By taking back the sold goods we withdraw from the contract. After retrieval of the purchased object, we shall be entitled to its utilisation, the revenue from such utilisation must be set off against the customer's liabilities – minus any reasonable costs of utilisation.
- (2) The customer undertakes to treat the purchased object with care; in particular, he undertakes to insure the object against fire and water damage and theft at his own expense, with the insured sum being adequate to cover the replacement value. Should maintenance and inspection work be necessary, the customer must perform such work in good time and at his own expense.

- (3) In the event of seizure or other third party interventions, the customer shall be obliged to inform us immediately in writing so that we can take legal action in accordance with § 771 German Civil Court. To the extent to which the third party shall not be able to reimburse judicial and extra-judicial costs of an action according to § 771 German Civil Court, the customer shall be liable for our loss.
- (4) The customer shall be entitled to resell the purchased goods in the ordinary course of business; however, the customer assigns to us, already now, all demands in the amount of the final commercial invoice (including value-added tax) of our demand that accrue to the customer by reason of the resale to its customer or third party, irrespective of whether the purchased goods are sold with or without processing. The customer shall retain the right of recovery of the debt even after he has assigned the claim to us. Our authority to collect the receivables ourselves shall remain unaffected by this. However, we undertake not to collect the claim as long as the customer fulfils his payment obligations from the proceeds collected, is not in arrears and, in particular, no application for initiation of insolvency proceedings has been filed against the customer or there is no stoppage of payments. However, if this is the case we can request that the customer informs us of the assigned claims and their debtors, provides all information which is necessary for the collection, hands over the relevant documents and informs the debtors (third parties) of the assignment.
- (5) The processing or modification of the purchased object by the customer will always be carried out on our behalf. If the object of sale is indivisibly mixed with other objects not belonging to us, we shall acquire part ownership of the new object in the same ratio as the value of the object of sale (final total of invoice including value added tax) stands to the value of the other objects used at the time they were mixed. The same shall apply for the object resulting through processing as for the object delivered under reserve.
- (6) If the object of sale is indivisibly mixed with other objects not belonging to us, we shall acquire part ownership of the new object in the same ratio as the value of the object of sale (final total of invoice including value added tax) stands to the value of the other objects used at the time they were mixed. If the goods are mixed in such a manner that the customer's object is regarded as the main object, it shall be agreed that the customer shall transfer proportionate co-ownership to us. The customer shall hold the sole ownership or co-ownership on our behalf.
- (7) To secure our claims against him, the customer shall also assign all claims against a third party that accrue to him through the connection of the object of sale to property.
- (8) At the request of the customer, we undertake to release the securities to which we are entitled insofar as the realisable value of our securities exceeds the claims to be secured by more than 10%; we shall be responsible for selecting which securities to release.

### § 9 Place of Jurisdiction – Place of Performance

- (1) If the customer is a merchant in the sense of in the German Commercial Code, a legal entity under public law or a special public-law fund, then our registered office is the exclusive – also international – place of jurisdiction for all disputes arising from this contractual relationship. However, we are also entitled to initiate legal proceedings against the customer at his competent court of justice.
- (2) The laws of the Federal Republic of Germany shall apply under exclusion of UN Purchase Law.
- (3) Unless arising otherwise from the order confirmation, our registered office shall be the place of performance.

**NESCHEN COATING GMBH**

Hans-Neschen-Str. 1  
31675 Bückeberg, Germany

**T** +49 (0)5722 2070

**E** info@neschen.de

**www.neschen.com**

